

SOLAR

WINDOWS & CONSERVATORIES 0191 2633655



Living room





If you are considering extending your home - whether through the addition of a conservatory or extension - then you should consider

Living room

Livingroom is the best of both worlds, combining the light and sky of a conservatory with the walls and ceiling of an extension. Livingroom is truly multi-functional, creating a pleasant and relaxing space for meditation or it can be a 'full on' family room.

Livingroom offers more, lots more than either a conservatory or an extension.



◀ Radiant panel heaters complement the internal plastering of a Livingroom beautifully. Ask for a Loggia electric radiant panel heater brochure.

Add Cornice for a smooth finish at wall/roof interface. See page 6 for more details. ▲




Livingroom uses an Ultraframe Classic glazed roof to which is attached a steel work ladder system at eaves and glazing bar positions. This is then plasterboarded and plaster skimmed to form a perimeter ceiling.

- Can be used from 15 - 40 degrees
- Steelwork ladder system extends from 300mm to 1200mm
 - Internal 'cloaking screen' prevents unsightly glimpses of components from bedrooms above.
 - The steelwork ladder system takes its support from the roof - unlike some timber pelmet systems which require additional support.



Consider these benefits when choosing Solar's Livingroom which features the Classic roofing technology.

- Enjoy the light from a conservatory with the feel of an extension - providing greater overall value and the best of all worlds.
- Creates a whole new dynamic to the space - a 'real room/living room' feel.
- You can maintain light and space by using windows all round OR have brick piers / super insulated Loggia columns to give a greater sense of solidity.
- A holistic 10 year guarantee is issued to your chosen retailer.
- For superior thermal efficiency when compared to a standard conservatory - can help as part of a Building Regulation compliant building
- This real room/living room feel means more styling and furnishing options and the perimeter ceiling is perfect for down lighters.



▲ Loggia Super Insulated columns with Livingroom and Cornice



- Your sealed unit of choice
- 12.5mm plasterboard screwed to steel framework
- 25mm Heatguard Polycarbonate 'cloaking screen'.
- Optional Cornice externally
- Steelwork ladder takes support at eaves and from glazing bars.
- Standard eaves beam (Super Duty version can be used over wide spanning doors)

▲ Cornice and LivingRoom on brick columns

Lighting Layouts

Into the 12.5mm plasterboard, can be inset down lighters. The ladder steelwork framework provides the perfect vehicle to transport wiring back to the dwelling's electrical circuit.




And not forgetting outside, the bit your neighbours see...

Change the visual dynamics externally too by using Cornice for a smooth finish at the wall/roof interface.



Cornice with brick columns or with super insulated Loggia columns ▲

insulated Loggia columns



How we transform a conservatory into a Livingroom

1. The starting point is the **Solar Classic** roof with window frames all round sat on a traditional dwarf wall. The standard glass roofed conservatory is bright and airy.

2. By the prudent use of more masonry at the corners and different window frame layouts and Ultraframe's Cornice, the whole look starts to change. And now, the Livingroom steelwork framework is added and plastered to create a perimeter ceiling, perfect for down lighters. Combine this with plastered dwarf walls and piers to give a feeling of solidity.

3. The further insertion of another masonry pier divides the elevation into two and the swap from frames to french doors or patio doors creates a whole new dynamic. Change the design from dwarf walls to full height side glazing in the form of French doors or patio doors and you have the conservatory that thinks its an extension.

4. Ultimately you can open up the front of your new cross over extension by using bi folding doors - Livingroom takes on its ultimate form.


5. ... a stunning transformation



... and NOW instead of brick columns consider the new super insulated Loggia columns.



Loggia Prestige



Loggia Premium



Loggia Ultimate